

New Construction Market

Amarr® Residential Garage Doors



AMARR ADVANTAGE

COMMITMENT TO BUILDERS

Our commitment to the new construction industry is second to none. Amarr garage doors are affordable, engineered to exceed most industry standards, and offered with a variety of designs to architecturally complement any home design. We participate in both regional and national builder programs and offer a competitive model home program, where applicable.

SUSTAINABILITY AND ENERGY EFFICIENCY


Our goal is to build energy-efficient garage doors, offer green products containing recycled materials, ship our products with minimal environmental impact, and partner with like-minded suppliers. Amarr steel garage doors are made with up to 90% recycled content, and approximately 5-10% of the steel is reused at the steel mill. Amarr steel garage doors offer varying levels of energy efficiency and noise reduction with CFC-free insulation options, allowing for the best garage door solution based on your location.

MADE IN USA



We are committed to producing the highest quality garage door possible. All Amarr steel, aluminum, and composite overlay garage doors are designed, engineered, tested, and manufactured in the USA.

SAFETY IN INNOVATION



Home and personal safety is always important, and with 71% of homeowners using the garage door as their home's main point of entry and exit, selecting a safe garage door is more important than ever. Amarr garage doors have a patented safety bottom bracket to reduce the risk of serious injuries. Choosing an Amarr garage door will provide the peace of mind you and your customers deserve.

DISTRIBUTION, AUTHORIZED DEALER, AND INSTALLER NETWORK

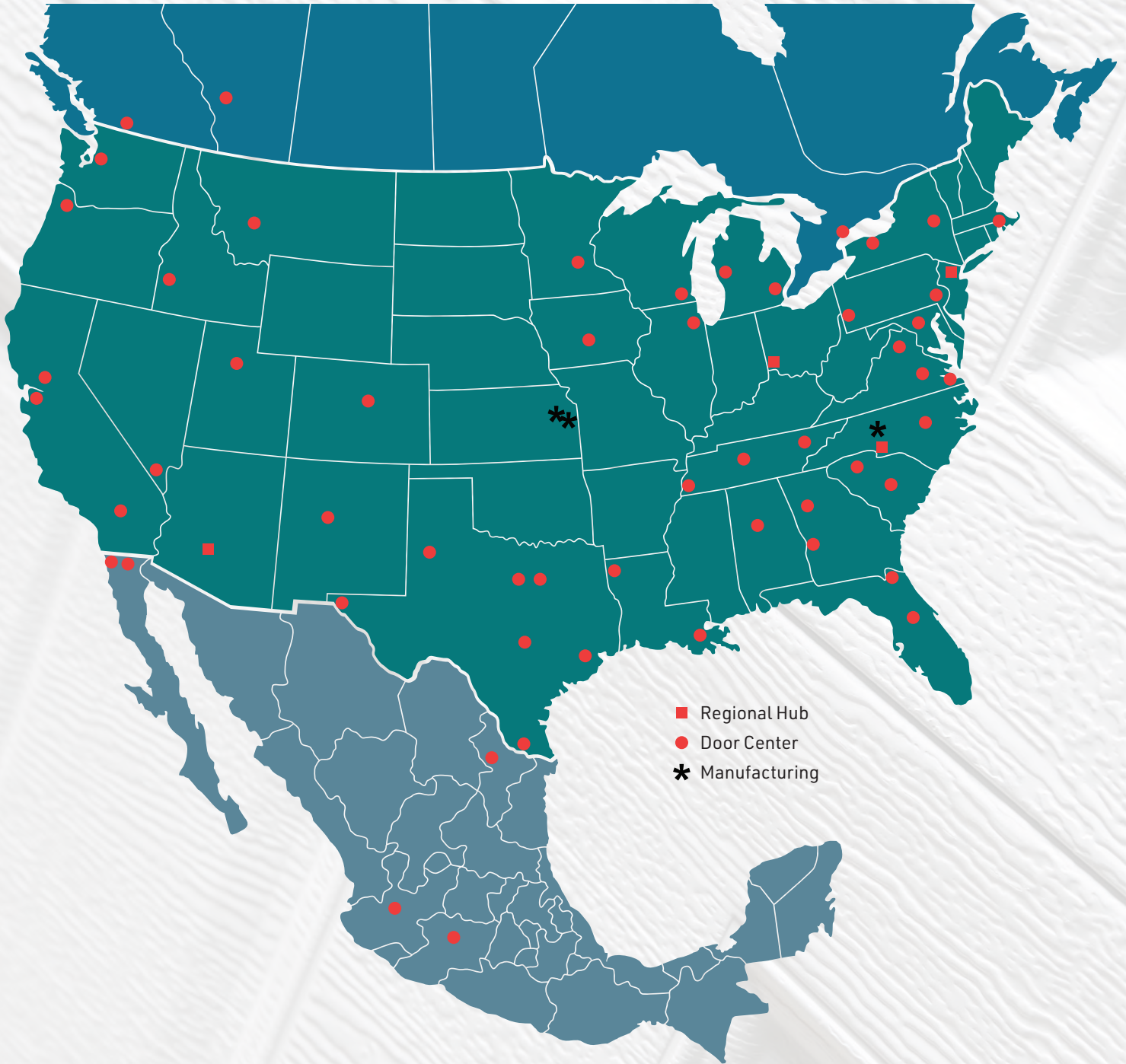
Our extensive network of distribution centers and regional hubs throughout North America provides widespread accessibility and reliable service for the new construction market.



We pride ourselves on partnering with over 3000 of the very best garage door dealers and installers in the industry to ensure that builders and homeowners everywhere can feel assured that no project is out of our reach and that Amarr products and services are always available.



Extensive distribution network throughout North America



CARRIAGE HOUSE GARAGE DOORS

Amarr Classica Northampton design in Walnut



Amarr Designer's Choice Recessed design in Sandtone



Looks can be deceiving. From a distance, you see an authentic carriage house door. Up close, they go up and down like traditional garage doors. Amarr carriage house garage doors increase a home's curb appeal and are available in a wide varied of highly defined designs.

Amarr Carriage Court Bradberry design in Sandtone/White

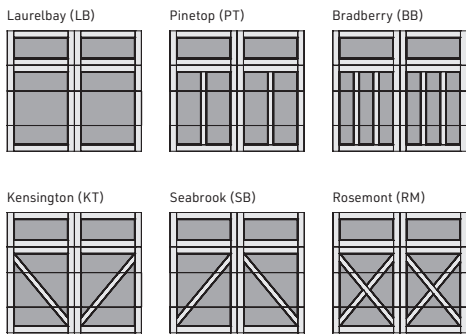




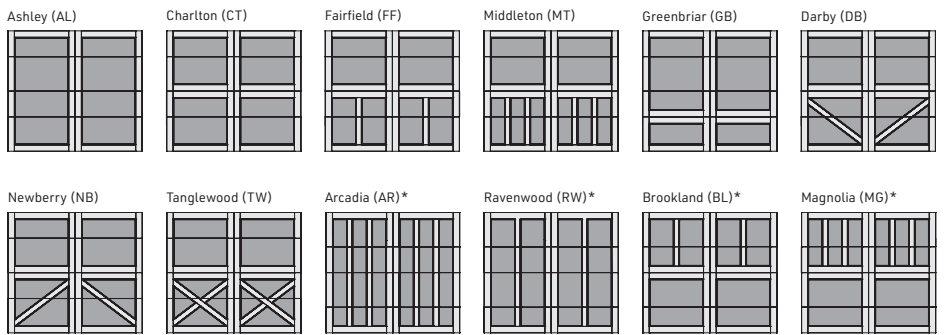
DESIGNS

AMARR CARRIAGE COURT

AVAILABLE WITH WINDOWS

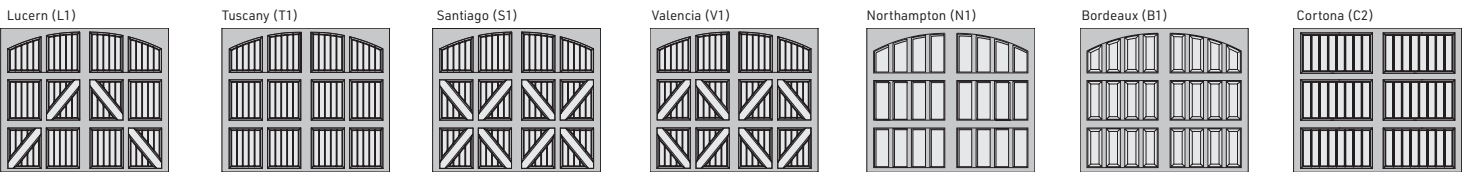


NOT AVAILABLE WITH WINDOWS

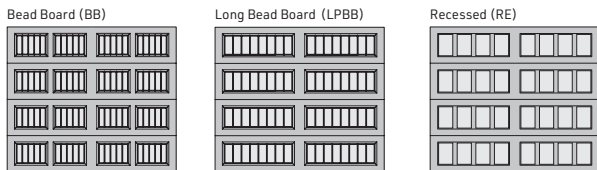


*Closed Square only.

AMARR CLASSICA®



AMARR CARRIAGE HOUSE DESIGNS



COLORS

Actual paint colors may vary from samples shown. See pages 9-11 for available construction, window and color options.



Price upcharge applies to all colors except True White.

TRADITIONAL GARAGE DOORS

Flush Panel design in True White



Short Panel design in Sandtone



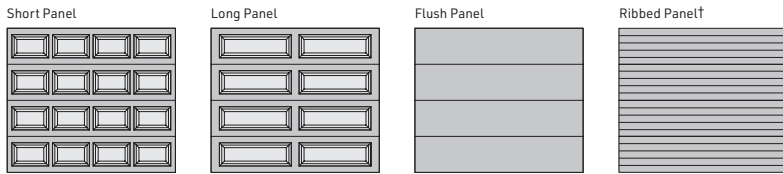
Classic tradition. Timeless beauty and affordability, Amarr traditional garage doors are made from durable, low-maintenance steel and available in four striking panel designs with wide array of colors and window options.

Long Panel design in Black





DESIGNS



†Available in triple-layer construction only.

COLORS

Actual paint colors may vary from samples shown. See pages 9-11 for available construction, window and color options.



NEW



Price upcharge applies to all colors except True White.

MOSAIC WINDOW OPTIONS

The choice is yours. Add visual interest to your contemporary, mid-century modern or transitional home. With Mosaic Window Options for Amarr Heritage®, Lincoln and Olympus steel garage doors, short or long panel windows with Clear, Obscure, Frost or Dark Tint glass can be placed in any standard position**.

Visit amarr.com/mosaic for design inspirations.



**Window design options may vary based on door width.

Short Panel design in True White



CLASSICA[®] MODERN



Amarr Classica Full View design with Frost glass in Dark Brown

Classica Full View

Bring natural lighting indoors. The three-section tall Amarr Classica Full View garage door allows maximum natural lighting to interior spaces with the largest windows available in any Amarr steel garage door. The modern design combined with polyurethane insulation provides years of energy efficient performance.



Amarr Classica Full View design with Frost Glass in Charcoal Gray

COLORS

Actual paint colors may vary from samples shown. See pages 9-11 for available construction, window and color options.



TRUE WHITE (TW)



ALMOND (AL)



WICKER TAN (WK)



SANDTONE (ST)



TERRATONE (TT)



DARK BROWN (DN)



CHARCOAL GRAY (EF)



BLACK (BL)

NEW



WEATHERED GRAY (WZ)



WALNUT (NT)



MAHOGANY (MY)



See page 13 for more information.

Price upcharge applies to all colors except True White.



Amarr Classica Flush design in Black

Classica Flush


Sleek and sophisticated. The Amarr Classica Flush is ideal for homeowners who want a contemporary look with the taller panels of a three-section door. Polyurethane insulation is energy efficient and helps moderate garage temperatures year round.



Amarr Classica Flush design in Charcoal Gray

COLORS

Actual paint colors may vary from samples shown. See pages 9-11 for available construction, window and color options.



STEEL OPTIONS

STEEL CONSTRUCTION

SINGLE-LAYER: Steel

Amarr Classica, Heritage, Hillcrest & Lincoln


- Heavy-duty exterior steel
- Durable, reliable, low maintenance



DOUBLE-LAYER: Steel + Insulation

Amarr Classica, Heritage, Hillcrest & Lincoln

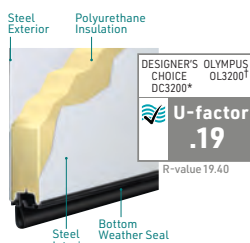
- Heavy-duty exterior steel
- Durable, reliable, low maintenance
- Environmentally safe polystyrene thermal insulation with vinyl backing
- Energy efficient
- Quiet operation



TRIPLE-LAYER: Steel + Insulation + Steel

Amarr Classica, Designer's Choice, Heritage, Hillcrest, Lincoln & Olympus

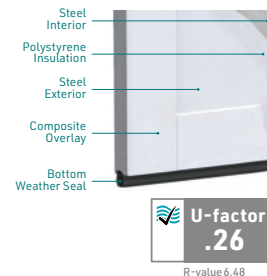
- Heavy-duty exterior and interior steel
- Durable, reliable, low maintenance
- Environmentally safe polystyrene or polyurethane thermal insulation
- Superior energy efficiency
- Extra quiet operation



FOUR-LAYER: Overlay + Steel + Insulation + Steel

Amarr Carriage Court

- Heavy-duty exterior and interior steel
- Durable, reliable, low maintenance
- Environmentally safe polystyrene thermal insulation
- Energy efficient
- Extra quiet operation



* True White Bead Board only.
** All panels and colors except True White Bead Board.
† True White Short and Flush panels only.
‡ All panels and colors except True White Short and Flush panels.



Energy Efficiency and Thermal Performance

Why is Energy Efficiency Important?


Maintaining temperature in a garage with an energy efficient garage door is important for several reasons. For the best thermal performance, choose a garage door with a low U-factor (less heat transfer) or high R-value (more heat resistance) rating. We offer a wide range of materials, insulations, and door thicknesses to provide the level of energy efficiency homeowner's desire. Learn more about the thermal performance of Amarr garage doors at amarr.com/energy-efficiency.

What is U-factor?

U-factor is a measurement of heat transfer or flow through a material, in our case, a sectional door. **A lower U-factor rating indicates less heat transfer and better thermal performance.**

Why U-factor?

The U-factor values are determined by the testing of a complete door assembly, including insulation, thermal breaks, and window variables and are more accurate than calculated ratings for only a portion of an insulated section.



Amarr participates in the DASMA Thermal Performance Verification Program. The program verifies the thermal performance of a complete sectional door assembly.

GLASS OPTIONS

Clear (C)



Obscure (O)*



Frost (WF)*



Dark Tint (WD)*



*Price upcharge applies.

AMARR CLASSICA TOP SECTIONS

Closed Arch • Available for Tuscany (T1), Santiago (S1), Lucern (L1), Valencia (V1), Cortona (C1)



Closed Square • Cortona (C2)



Closed Arch • Northampton (N1)



Closed Square • Northampton (N2)



Closed Arch • Bordeaux (B1)



Closed Square • Bordeaux (B2)



Closed Square • Available for Tuscany (T2), Santiago (S2), Lucern (L2), Valencia (V2)



Closed Double Arch Available for Tuscany (T1D), Santiago (S1D), Lucern (L1D), Valencia (V1D), Cortona (C1D)



No Insert



Danube (4)*



Madeira (5)*



Nile (6)*



Rhine (7)*



Seine (8)*



Thames (10)*



*Window inserts shown on Clear glass. Design also available with Obscure, Frost or Dark Tint glass.

DECRA TRIM WINDOW INSERTS

Available with Clear, Obscure, Frost or Dark Tint glass.

SHORT PANEL

Short Panel DecraTrim inserts available for Heritage, Lincoln, and Olympus collections.

No Insert



Stockton (20)



Prairie (21)



Cathedral (22)



Cascade (23)



Waterford (25)



Wagon Wheel (26)



Sunray (27)



Full Sunray (28) Available for 16', 17' and 18' widths only.



Five Piece Sunray (29) 10' in True White only.



LONG PANEL

Long Panel DecraTrim inserts available for Designer's Choice, Heritage, Hillcrest, Lincoln, and Olympus collections.

No Insert



Stockton (20)



Prairie (21)



Cathedral (22)



Cascade (23)



Moonlite (24)



Waterford (25)



Wagon Wheel (26)



Sunray (27)



Thames (30)



Arched Thames (31)



Full Sunray (28) Available for 15'6", 15'8", 16', 17' and 18' widths only.



DECORATIVE HARDWARE

ALUMINUM



*Hinges with Clavos not recommended for arched openings. †Not for use with high lift installations.

STAMPED STEEL



MAGNETIC ABS VINYL



4" Ring Handles (with removable backer plate)



1-3/4" CLAVOS



CLAVOS

AMARR CARRIAGE COURT TOP SECTIONS

FOR DESIGNS AVAILABLE WITH WINDOWS

Available for Laurelbay, Pinetop, Bradberry, Kensington, Seabrook and Rosemont.

Available with Clear, Clear Insulated* and Obscure* glass only.

*Price upcharge applies.

Closed Square (104)



Closed Arch (105)



Clear Square (115)



Clear Arch (114)



3 Lite Square (106)



3 Lite Arch (110)



4 Lite Square (107)



4 Lite Arch (111)



6 Lite Square (112)



6 Lite Arch (108)



8 Lite Square (113)



8 Lite Arch (109)



FOR DESIGNS NOT AVAILABLE WITH WINDOWS

Available for Ashley, Charlton, Fairfield, Middleton, Greenbriar, Darby, Newberry and Tanglewood:

Closed Square (104)



Closed Arch (105)



AMARR WIND LOAD RATED GARAGE DOORS

When installed according to our instructions and local building codes, Amarr hurricane rated doors:

- Withstand rapid cyclic pressure and static load forces up to 245 mph.¹
- Resist large missile impact at 50' per second (35 mph).²
- May qualify for discounts on your homeowner's insurance.³

¹ Exposure B with a mean roof height less than 30' based on ASCE7-10. (57/-67 PSF)

² Option available on select models only.

³ Check with your insurance provider for details.

Amarr wind load rated doors meet or exceed these building codes:

- Florida Building Code (FBC)
- International Code Council (ICC)
- Texas Department of Insurance (TDI)
- High-Velocity Hurricane Zone (HVHZ) (Miami - Dade and Broward Counties)

AMARR COLOR ZONE



- Available on all Amarr residential steel collections except Carriage Court.
- In a multi-step process, color is applied as a topcoat to Amarr pre-painted, galvanized steel sections giving the door one more layer of protection from the elements.
- Doors have the same warranty as Amarr standard door colors. Some dark color and construction combination exceptions apply. See the approved color list for details.
- A list of more than 800 Sherwin-Williams® SnapDry™ approved colors can be found at www.amarr.com/amarr_color_zone.



ALUMINUM GARAGE DOORS

Amarr Vista in Clear anodize finish with Obscure glass



Amarr Vista in Copper anodize finish with Clear glass



Unique perspective. These sleek, modern doors reflect the clean architectural lines of contemporary homes. Available with dozens of glass and color options, the choices are practically limitless.


Amarr Horizon in White PVDF finish with Bronze tint glass





DOOR CONFIGURATIONS

AMARR VISTA



AMARR HORIZON


FOR SINGLE PANE GLAZING



FOR INSULATED GLAZING




GLASS Glass is tempered and available as single pane or insulated.



*Laminated, not tempered. Insulated glass not available.


COLORS Actual paint colors may vary from samples shown.

IN STOCK FINISHES



SPECIAL ORDER FINISHES

Longer lead time and price upcharge may apply.



RAL and custom paint colors available.
Price upcharge and additional lead time apply
†PVDF only.

SPECIFICATIONS

	AMARR VISTA VI1000	AMARR HORIZON HO1000
FRAME CONSTRUCTION	2" thick aluminum	2" thick aluminum
SECTION HEIGHTS	21" and 24"; 18" for odd height doors	Varies by door height
CLEARVIEW STRUT SYSTEM	Only required for doors ≥ 16'	Only required for doors ≥ 16'
WIND LOAD¹ AVAILABLE	•	NA
FINISH WARRANTY²	5 Years	5 Years
WORKMANSHIP WARRANTY²	5 Years	5 Years

¹ It is your responsibility to make sure your garage door meets local building codes.

² For complete warranty details, visit amarr.com or contact your local Amarr dealer.



Commitment to Builders. Our commitment to the new construction industry is second to none. Amarr garage doors are affordable, engineered to exceed most industry standards, and offered with a variety of designs to architecturally complement any home design. We participate in both regional and national builder programs and offer a competitive model home program, where applicable.

Your Local Amarr Dealer:

Amarr Company
165 Carriage Court
Winston-Salem, NC 27105
800.503.DOOR
www.amarr.com



Amarr, Classica, and Heritage as words and logos are trademarks belonging to Amarr Company, owned by ASSA ABLOY.

Door specifications and technical data subject to change without notice

Amarr Company products may be the subject of one or more U.S. and/or foreign, issued and/or pending, design and/or utility patents.

©ASSA ABLOY
Printed in USA Form #6110923/3M/S4