

# Amarr® Heritage® Premium Heavy-Gauge Steel Garage Doors



Long Bead Board design in True White with Moonlite window inserts and Blue Ridge handles and hinges

**Style and beauty that stand the test of time.** Choose from traditional or carriage house designs to create the steel garage door you always wanted. The Amarr Heritage collection provides low-maintenance, 2" thick heavy-gauge steel door with a lifetime warranty. The Amarr Heritage collection – great looks for years to come.




Flush Panel design in Wicker Tan with Obscure long panel windows


Short Panel with Mission DecraGlass (SP71)



Long Bead Board with Stockton DecraTrim (LPBB20)




Flush Panel (FP)\* with Short Panel Obscure windows



Bead Board with Trellis DecraGlass (BB76)




Recessed with Arched Thames DecraTrim (RE31)




## PANEL DESIGNS

### TRADITIONAL


SP • SHORT PANEL




LP • LONG PANEL



FP • FLUSH PANEL\*




RP • RIBBED PANEL\*




\*Available in HR3000 only.

### CARRIAGE HOUSE


BB • BEAD BOARD



LPBB • LONG BEAD BOARD



RE • RECESSED



## WARRANTY

LIMITED  
LIFETIME  
WARRANTY

## Construction

### HR1000

Single-Layer:  
Steel



- Heavy-duty Exterior Steel
- Durable, Reliable, Low Maintenance

### HR2000


Double-Layer:  
Steel + Insulation



- Heavy-duty Exterior Steel
- Durable, Reliable, Low Maintenance
- Environmentally Safe Polystyrene Thermal Insulation with Vinyl Backing
- Energy Efficient
- Quiet Operation

### HR3000

Triple-Layer:  
Steel + Insulation + Steel



- Heavy-duty Exterior and Interior Steel
- Durable, Reliable, Low Maintenance
- Environmentally Safe Polystyrene Thermal Insulation
- Superior Energy Efficiency
- Extra Quiet Operation

## Specifications

	AMARR HERITAGE HR1000	AMARR HERITAGE HR2000	AMARR HERITAGE HR3000
<b>PANEL DESIGNS</b>			
Short	•	•	•
Long	•	•	•
Flush			•
Ribbed			•
Carriage House†	3 Designs	3 Designs	3 Designs
<b>INSULATION¹</b>		Polystyrene	Polystyrene
<b>U-FACTOR</b>		<b>0.43</b>	<b>0.26</b>
<b>R-VALUE²</b>		6.64	9.05
<b>DOOR THICKNESS</b>	2" (5.1cm)	2" (5.1cm)	2" (5.1cm)
<b>STEEL THICKNESS</b>	24 ga	24 ga	24/27 ga
<b>INSULATED GLASS OPTION³</b>			•
<b>WIND LOAD³ AVAILABLE</b>	•	•	•
<b>PAINT FINISH WARRANTY⁴</b>	Lifetime	Lifetime	Lifetime
<b>WORKMANSHIP/HARDWARE WARRANTY⁴</b>	3 Years	5 Years	Lifetime

¹ Insulation has passed self-ignition, flamespread and smoke developed index fire testing.

² Calculated door section R-value is in accordance with DASMA TDS-163.

³ It is your responsibility to make sure your garage door meets local building codes.

⁴ For complete warranty details, visit [amarr.com](http://amarr.com) or contact your local Amarr dealer.

† Price upcharge applies.


Verified thermal performance rating per DASMA Thermal Performance Verification Program.

## Colors

Actual paint colors may vary from samples shown. Price upcharge applies to all colors except True White.



**Amarr Color Zone**  
Over 800 Sherwin-Williams® SnapDry™ paint colors; approved color list is at [amarr.com/amarr\\_color\\_zone](http://amarr.com/amarr_color_zone). Visit your local Sherwin-Williams store for paint chips.



Woodgrain finishes are dual directional for all panel designs.

Amarr doors are pre-painted; homeowners can use exterior latex paint for custom colors. Visit [amarr.com](http://amarr.com) for painting instructions. Non-factory painting of garage door voids the paint finish warranty.

## Decorative Hardware

Available for carriage house designs.



Add a finishing touch to your garage door with decorative handles and hinges. Available in Aluminum, Stamped Steel and Magnetic ABS Vinyl collections. Visit [amarr.com](http://amarr.com) for complete decorative hardware options.



## Glass Options

Insulated glass‡ available in Clear, Frost and Dark Tint.

CLEAR (C)



3/32" (0.24cm) Single Strength

OBSCURE (O)†



FROST (WF)†



DARK TINT (WD)†



† Price upcharge applies.

## SlimLine Windows

Available Summer 2024



SlimLine window size is the same width and half the height of a standard Long Panel window.

Black or White frame only. Available with Clear, Frost, or Dark Tint single-pane or insulated glass. Available for Heritage HR3000 Flush and Ribbed panel designs only.

## DecraTrim Window Inserts

Window inserts shown on Clear glass; inserts also available with Obscure, Frost and Dark Tint glass.

### SHORT PANEL for traditional designs.

NO INSERT



STOCKTON (20)



PRAIRIE (21)



CATHEDRAL (22)



CASCADE (23)



WATERFORD (25)



WAGON WHEEL (26)



SUNRAY (27)



FULL SUNRAY (28) Available for 16', 17' and 18' only.



FIVE PIECE SUNRAY (29) for 10' door (True White only)



### LONG PANEL for traditional and carriage house designs.

NO INSERT



STOCKTON (20)



PRAIRIE (21)



CATHEDRAL (22)



CASCADE (23)



MOONLITE (24)



WATERFORD (25)



WAGON WHEEL (26)



SUNRAY (27)



THAMES (30)



ARCHED THAMES (31)



FULL SUNRAY (28) Available for 15'6", 15'8", 16', 17' and 18' only.



## DecraGlass™ Windows

Tempered obscure glass with baked-on ceramic designs; design visibility varies due to lighting.

### SHORT PANEL for traditional designs.

HEARTLAND (70)



JARDIN (75)



MISSION (71)



TRELLIS (76)



VICTORIAN (54)




### LONG PANEL for traditional and carriage house designs.

HEARTLAND (70)



JARDIN (75)



MISSION (71)



TRELLIS (76)



VICTORIAN (54)



## Mosaic Window Options

Available for traditional designs.



**The choice is yours.**

Add visual interest to your contemporary, mid-century modern or transitional home. With Mosaic Window Options for traditional designs, you decide the number and location of windows to create the door design you want. Visit [amarr.com/mosaic](http://amarr.com/mosaic) for design inspirations.



Part of ASSA ABLOY



Amarr participates in the DASMA Thermal Performance Verification Program. The program verifies the thermal performance of a complete sectional door assembly. The lower the U-factor rating, the better the thermal performance.

**Amarr Company**  
165 Carriage Court  
Winston-Salem, NC 27105  
800.503.DOOOR  
[www.amarr.com](http://www.amarr.com)

Door specifications and technical data subject to change without notice. Sectional door products from Amarr Company may be the subject of one or more U.S. and/or foreign, issued and/or pending, design and/or utility patents. Amarr and Heritage as words and logos are trademarks belonging to Amarr Company, owned by ASSA ABLOY. ©ASSA ABLOY. Printed in USA Form #6340325/60M/RRD